

RENAULT KWID



BS6 step 2 compliant*



a world of possibilities

Whether you're on your way to a presentation or a late-night party, make an entry in style with Renault Kwid. A fine blend of aesthetics, futuristic engineering, and sheer comfort makes our hatch a clear winner amongst the rest.



**enhanced
safety tech**

**LED digital
instrument
cluster**

**floor console
mounted
AMT dial**

**high ground
clearance of
184 mm**

**20.32 cm
touchscreen
mediaNAV**

interactive menu

01. safety

02. design

03. technology

04. comfort

05. engine

06. personalisation

safety by design

Kwid extends its SUV-like character in the area of safety as well. Its standard features like ABS & EBD with brake assist, seat belt reminders, overspeed alert, and reverse parking sensor keep you protected at all times



dual airbags

Our vision for your well-being goes beyond the basics. So, in addition with BS6 Step compliance, we have integrated a set of advanced technologies within Kwid to achieve absolute safety.



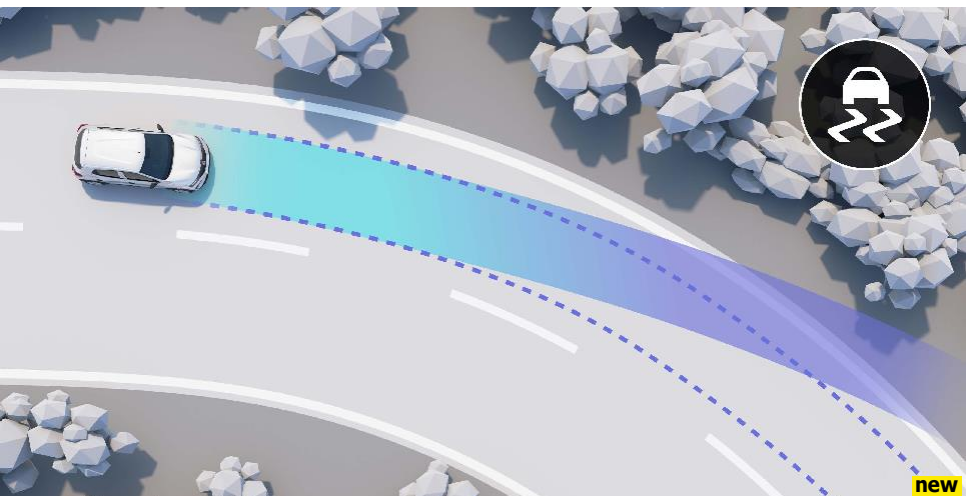
hill start assist



tyre pressure monitoring system



traction control system



electronic stability program

defines pure class

Kwid doesn't flow with the ordinary. Popularised as the style icon of the Renault family, this SUV-inspired hatchback flaunts a chiselled body and sleek styling.



Modern signature lighting, dual tone finish and bold elements further accentuate the stunning profile of Renault Kwid. In terms of overall design, it stands unrivalled.



stylish grille with silver streak LED DRLs



tail lamps with LED light guides



dual tone multi-spoke flex wheels

*sporty white accents available in Climber MT and EASY-R versions only

menu ↑

a new level of convenience

The goal is to make every drive effortless and entertaining for the new generation. And with a line-up of the smartest features in the house, Kwid does just that.



dual tone interiors with day/night adjustable IRVM


Innovation excites us. Bring every drive to life through a 20.32 cm touchscreen mediaNAV (with Android Auto/Apple CarPlay compatibility), a fully digital cluster, and hands-free calling.



LED digital instrument cluster



20.32 cm touchscreen mediaNAV



reverse parking sensor

menu ↑

welcome to the great indoors

When it comes to your comfort, Kwid leads by example. Find yourself relaxed in the plush seats of this hatchback, surrounded by impressive features.



ergo smart cabin with metal mustard and white seat upholstery and striped embossing


The generously sized interiors are equipped with electric power steering with audio controls, 4-way adjustable front seats & theatre dimming cabin light for an inviting ambience.



expandable boot of 620 litres



steering mounted audio controls



184 mm ground clearance

born to perform

The responsive and agile nature of Kwid can take on the urban roads with ease. Its Smart Control efficiency (SCe) technology monitors accurate air-to-fuel ratio to strike a balance between optimum power and lower emissions.



You get a smartly calibrated suspension system and traffic assist function alongside a three-mode AMT dial for seamless drives. All of this, topped with a high-performant 1.0L engine.



floor console mounted AMT dial



engine

colour palette

stunning 6 colours with dual tone availability on select variants



ice cool white



metal mustard



fiery red



outback bronze



moonlight silver



zanskar blue

colour variants	RXE	RXL	RXL(O)	RXT	Climber	
	monotone	monotone	monotone	monotone	monotone	dualtone
ice cool white	✓	✓	✓	✓		✓
metal mustard						✓
fiery red			✓	✓		
outback bronze			✓	✓		
moonlight silver	✓	✓	✓	✓	✓	
zanskar blue			✓	✓	✓	

*all dual tones with black roof

06. personalisation

accessories



roof rails

Besides acting as an aerodynamic element, the attachments also open up space to mount some extra luggage.



front chrome grille insert

The right touch of chrome can noticeably elevate the look of your car and make it look more premium.



body side cladding

Dodge the scratches and dents in tight parking spots or bumper-to-bumper traffic with a side cladding.



alloy wheels

Modify the finest details of the hatch with the lightweight, durable and especially attractive 6-spoke alloys.

menu ↑

key features

RXE (MT)

design

- stylish graphite grille
- body coloured bumpers
- integrated roof spoiler
- suv-styled headlamps
- silver streak LED DRLS
- front seats: outer valence cover - large
- side indicator on wheel arch cladding
- black wheel hub caps
- grey melange fabric upholstery
- stylised gear knob
- gear knob bellow
- black centre fascia
- silver streak LED DRLS
- internally adjustable ORVMs

comfort

- electric power steering
- rear seats - foldable backrest
- sun visor - co-driver
- lane change indicator

safety & technology

- electronic stability program **new**
- traction control system **new**
- tyre pressure monitoring system **new**
- driver & passenger airbags
- reverse parking sensors
- driver side pyro & pre-tensioner with load limiter
- engine immobilizer
- ABS & EBD with brake assist
- speed sensing auto door locking
- driver & passenger seat belt reminder
- overspeed alert
- rear elr (emergency locking retractor) seat belts
- rear door child lock
- high mounted stop lamp
- digital tachometer
- on-board trip computer
- LED digital instrument cluster- amber
- front seats: integrated headrests
- rear seats: integrated neck rests
- emergency wheel
- 2 years corrosion protection

RXL (MT) = RXE+

comfort

- air conditioner
- pollen filter
- cabin light with theatre dimming
- 12V power socket - front
- rear grab handles

safety & technology

- remote keyless entry with central locking

RXL (O) (MT) = RXL+

design

- stylised door decals
- full wheel cover - sparkling silver
- metal grey fabric upholstery with white stitching
- LED tail lamps with LED guide lines

safety & technology

- single DIN stereo with radio & MP3
- USB & aux-in ports
- bluetooth for audio streaming & hands-free telephone
- front speakers (x2)
- antenna

comfort

- 4-speed / 5-mode HVAC
- front power windows
- rear parcel shelf
- intermittent front wiper & auto wiping while washing

RXT (MT/EASY-R) = RXL(O)+

design

- sparkling silver ORVMs with turn indicators **new**
- graphite grille with chrome inserts
- B-pillar black applique indicators
- crossway fabric upholstery with red outline
- stylised shiny black gear knob with chrome embellisher & red stitched bellow
- chrome AMT dial surround^^
- piano black centre fascia
- chrome multimedia surround
- central air vents with chrome knobs
- side air vents with chrome surround
- chrome HVAC control panel

comfort

- steering mounted audio controls **new**
- fast USB charger
- rear power windows
- traffic assistance mode^^
- electrically adjustable ORVMs
- day-night IRVM

safety & technology

- hill start assist **new** ^^
- led digital instrument cluster - white
- reverse parking camera with guidelines
- 20.32 cm touchscreen mediaNAV evolution with apple carplay & android auto
- push-to-talk (voice recognition)
- video playback (via USB)
- roof mic

CLIMBER (MT/EASY-R) WITH SPORTY WHITE ACCENTS = RXT+

design

- arching roof rails with sporty white inserts
- sporty white ORVMs with turn indicators **new**
- SUV-styled front & rear skid plates with sporty white inserts
- door protection cladding
- dual tone multi-spoke flex wheels
- climber insignia on front doors - monotone
- climber 2D insignia on C-pillar - dual tone
- headlamp protector with sporty white accents
- chrome inner door handle
- front door panel sporty white deco
- metal mustard and white upholstery with stripe embossing.
- climber insignia on front seats.
- climber insignia on steering wheel
- sporty steering wheel with white stitching & perforated leather wrap
- stylised shiny black gear knob with sporty white embellisher
- gear knob bellow with white stitching
- sporty white AMT dial surround ^^
- sporty white multimedia surround
- dual tone option - mystery black roof with ice cool white body colour
- dual tone option - mystery black roof with metal mustard body colour
- chrome parking brake button

comfort

- 12V power socket - rear

^^ EASY-R only.

technical specifications

1.0 SCe MT & EASY-R
engine & transmission
displacement (cc)
999
number of cylinders
3
number of valves
12
number of gears
5 + 1 (reverse)
transmission type
5-speed manual synchromesh
maximum power output (PS @ rpm)
68 @ 5500
maximum torque (Nm @ rpm)
91 @ 4250
steering
type
electric power steering
suspension
front
mac pherson strut with lower transverse link
rear
twist beam suspension with coil spring
tyres
tyres (mm)
165 / 70
tyre type
radial Tubeless
brake
front
disc
rear
drum
dimensions & capacities
overall length (mm)
3731
overall width (mm)
1579
overall height (mm)
1474/1490 (with roof rail)*
ground clearance in unladen condition (mm)
184
fuel tank capacity (litres)
28
seating capacity
5

find a dealer →

menu ↑



*overall height with roof rail applicable to Kwid Climber versions only. RXL variant available in Ice Cool White & Moonlight Silver only. Climber variant available in two dual tone colors (Ice Cool White and Metal Mustard) & two monotone colors (Moonlight Silver & Zanskar Blue) only. Metal Mustard is only available as a dual tone color. every precaution has been taken to ensure that this publication is accurate and up to date on the date it is printed. this document has been created on the basis of pilot lots and prototypes. as part of its ongoing product improvement policy, Renault India Pvt. Ltd. reserves the right to modify the specifications, vehicles and accessories described and shown at any time. such modifications are communicated to Renault dealers as quickly as possible. depending on the country of sale, certain versions may differ and certain equipments may be unavailable (as standard, optional or accessory). please contact your nearest dealer for the latest information. due to printing limitations, the colours that appear in this document may differ slightly from the actual paint or upholstery colours. all rights are reserved. the reproduction in any format and by any means of all or part of this publication without prior written authorisation from Renault is prohibited. segment definition based on Renault internal classification. *BS6 step 2 compliant (as per Gazette of India REGD. NO. D. L.-33004/99 norms)

www.renault.mg

Call: +261 20 23 254 54

locate a dealer →

menu ↑